



Measuring brain activity plays an important role in neurocritical and intensive care, epilepsy monitoring, and clinical settings.

EEG is the only real-time brain function parameter, and is the ideal method for detecting clinical and subclinical seizures, monitoring treatments, and detecting abnormalities.

Arc EEG offers simple operation, reliable hardware, intuitive software, and secure CadLink™ data management.



CADWELL®
Helping you help others

Apollo™ EEG

The ultimate all-in-one solution for in-hospital and at-home EEG.

Compact and only 1 lb. 3 oz. (539g), Apollo is designed for patient comfort. A recorder, 32-channel amplifier with three active/reference pairs, and optional Q-Video® Mobile 3 camera with automatic infrared lighting complete the system.


Apollo provides more than three days of uninterrupted recording. Patients can move freely with continuous data acquisition and impedance checking.

Features

- Customizable patient event buttons
- Patient microphone for voice-marking EEG events
- Rechargeable lithium ion batteries

Options

- USB Photic Stimulator
- IP camera switching
- Harness, backpack, and head mounting
- Q-Video Mobile 3 offers up to 1080p HD video and auto-switching to infrared mode



Small Footprint Configurations

For the space-critical ICU, choose either the Apollo or the Essentia. Both can be easily mounted in the room or on a cart.



Rugged and water-resistant for clinical practice.

With 32 channels and 7 active/reference pairs, Essentia offers 250 - 2000 Hz storage rates, electrode continuity checking and continuous impedance checking.

Options include a patient event button, USB oximetry sensor*, USB photic (1 - 60 Hz), and a remote input headbox with color-coded, secure inputs for convenient bedside placement.

Essentia can be cart or wall-mounted. USB, IP and HD cameras with an infrared illuminator can be cart, ceiling or wall-mounted.

*Available in select markets.



Flexible cart configurations



The lightweight Fuzion Cart is ideal for clinical use with a laptop, small form factor, or all-in-one computer.



The robust EEG Cart supports an all-in-one or desktop PC, UPS, and single monitor setup.



The Pole Cart's small footprint makes it the ideal cart solution for the ICU.

Zenith™

High channel count EEG
with cortical stimulation.



The patented Zenect™ mass magnetic smart electrode connector with ID technology associates each electrode to its waveform. Arc shows the right waveform every time you reconnect.

EMU solutions engineered to simplify operational workflow, reduce the risk of errors, reduce setup and surgical time, and enhance data accuracy and analyses to improve patient outcomes.

Intelligent Design and Simplified Setup

- Auto-generate montages from your electrode set.
- Streamline input layout with automated input mapping (patent pending).
- Record up to 288 channels.
- 1MHz sampling with storage up to 8kHz.
- Select any input as ground on any amplifier and select any other input as the recording reference.
- FDA cleared, fully integrated cortical stimulator. For functional mapping, Zenith offers a software-controlled internal switch matrix for stimulation of any contact on the amplifier.
- Rugged, drop-tested, and water resistant.

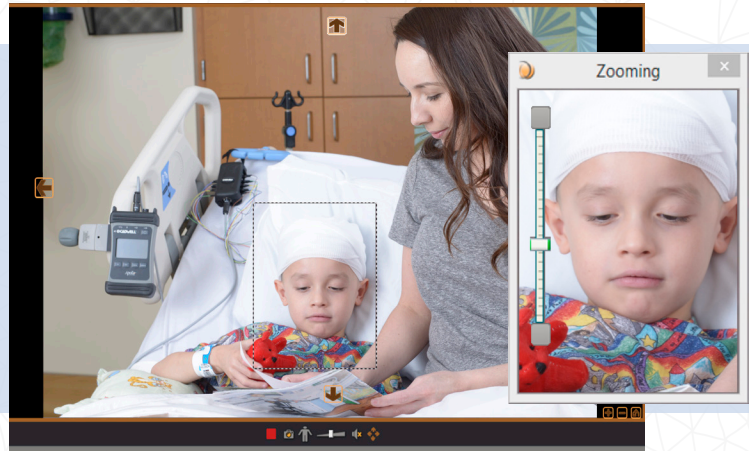




Save critical time by starting a study with one click and entering patient information later.

Capture important information

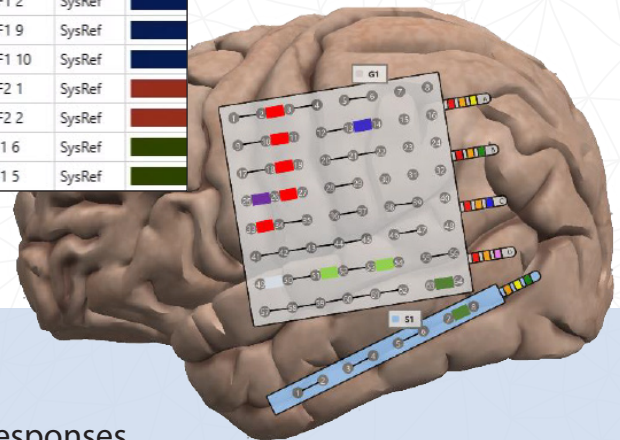
- Highlight video and superimpose traces over video
- Display video in a separate window or monitor
- Detect subtle movements with video zooming
- Capture video and image traces to include in reports
- Control IP camera switching and functions with integrated pan, tilt and zoom controls



Review in record time

- Review and monitor live data simultaneously
- Record using numerous display options
- Remotely monitor on one or multiple monitors
- View up to 100 pages at once and inspect individual events with one-click zoom
- Automatically shade reviewed pages
- Highlight preserves the entire record while you click between marked areas
- Review and export just highlighted data

Name	Act	Ref	Color
LF1 1-SysRef	LF1 1	SysRef	Blue
LF1 2-SysRef	LF1 2	SysRef	Blue
LF1 9-SysRef	LF1 9	SysRef	Blue
LF1 10-SysRef	LF1 10	SysRef	Blue
LF2 1-SysRef	LF2 1	SysRef	Red
LF2 2-SysRef	LF2 2	SysRef	Red
D1 6-SysRef	D1 6	SysRef	Green
D1 5-SysRef	D1 5	SysRef	Green



Cortical Stimulation

- Afterdischarge mapping creates graphical images and tables
- Document cortical stimulation functional and afterdischarge responses

Arc Software Features

- Anonymize studies
- Switch users without interrupting a study
- Create custom patient information fields
- Export and share data with Viewer
- Support specialized Laplacian montages
- Import Cadwell Easy® III EEG records for review
- Customize report templates and create narratives quickly in CadReport
- Align EEG traces
- Calibrate the screen
- Superimpose traces for comparison
- And much more

Customize

Study Types • Montages • Views • Windows • Displays
Hot Keys • Event Buttons • Report Templates



Synopsis

Recognize key events in EEG records.

Data patterns indicative of seizures, sleep/wake cycling, burst rate, and more can be identified and filtered with adjustable parameters.

Synopsis offers AEEG, Alpha: Delta, Amplitude Asymmetry, Band Power, Envelope Trend, Spectrogram and Spectral Entropy Trend.*

Two package options are available:

Trends

- Trends Window utilizes up to seven unique EEG trends.

Detection

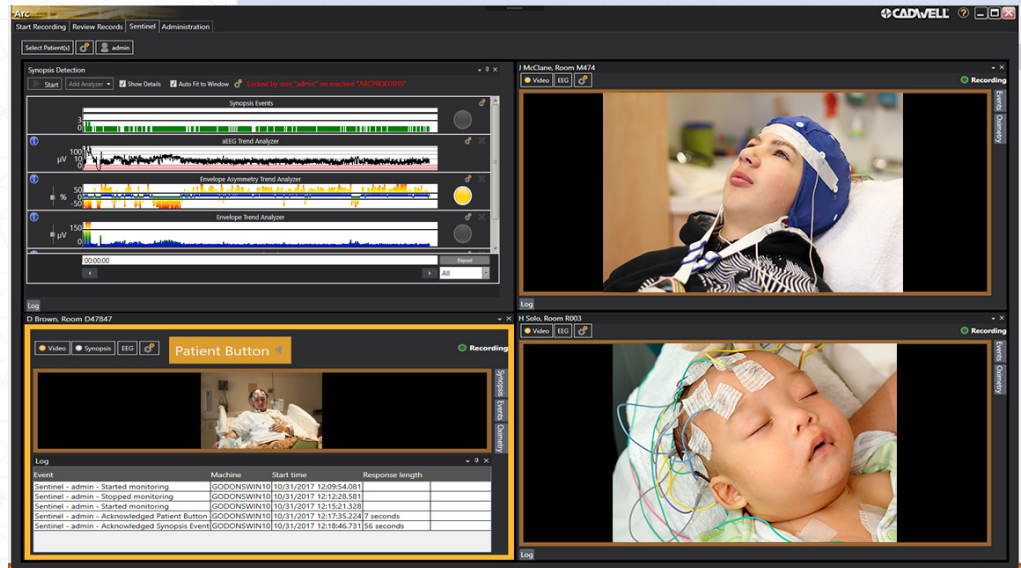
- Trends Package, plus:
- Detection Window enables adjustable threshold settings for ease of event identification and marking.
- Seizure View can automatically truncate files to show only marked data.

*Not all software functionality is enabled on all Cadwell devices. Please check with your Cadwell Representative for details.

Sentinel™

Remotely monitor multiple patients from one computer.

Ideal for nurses and control room technicians, Sentinel enables remote camera control, live video feed switching, Synopsis trends viewing, and more.



Synopsis Detection in top left window of Sentinel monitoring software.

CadLink™

Ensure controlled access of secure and safe information.

Fail-Safe Data Streaming. CadLink enables remote EEG monitoring, storing and streaming of clinical data, and automatic archiving.

Secure Data and Communication. Safe and HIPAA-compliant transferring of encrypted data.

Simple Setup. Server and client updates are fast, and occur independently of EEG recording software.

Options

- CadSchedule: Eliminate redundancy and error. Schedule tests, visits, patients, rooms and providers from any CadLink PC. The appointment will auto-populate the Arc home screen.
- HL7 Support: Import patient information from HIS/EMR into CadLink. Export results and reports back to the EMR.
- Auto-Archiving: Automatically archive data according to predefined criteria to ensure that short-term storage never gets full. Set up automatic status notifications via e-mail.



We are dedicated to helping you help others by developing innovative, user-friendly EEG solutions.

THE CADWELL STORY

John Cadwell, BSEE, MD, saw a need for innovative and reliable neurophysiology instruments during his residency at the University of Washington School of Medicine.

John combined his experience in electrical engineering and medicine to design the world's first microprocessor-controlled EMG instrument. Together with his brother, Carl Cadwell, DDS, John formed Cadwell in 1979.

In the 1980s, Cadwell developed the best-selling 5200A EMG and the Spectrum 32 EEG.

In the 1990s, Cadwell's Sierra took over the EMG line and Cadwell introduced Cascade IONM and Easy EEG.

In the 2000s, Cadwell developed the industry's best integrated report generator and introduced Easy PSG.

Lately, we have expanded our headquarters and opened offices in China and Singapore. Our global sales and support teams help physicians and medical centers worldwide help their patients.

Today, our brands include Arc EEG, LTM and ICU cEEG; Cascade® IONM; Sierra® EMG and EP with integrated ultrasound; Easy® PSG and CadLink™ data management.

Cadwell is staying true to its mission: helping you help others.

Cadwell has a long history of supporting customers. Please discuss service, support, warranty and training information with your sales manager or distributor.



Cadwell Industries, Inc.
909 N. Kellogg St. · Kennewick, WA 99336
(800) 245-3001 · +1 (509) 735-6481 ph · +1 (509) 783-6503 fax
www.cadwell.com · info@cadwell.com

VISIT WWW.ESTORE.CADWELL.COM

FOR ALL OF YOUR ELECTRODES, ACCESSORIES AND CONSUMABLE SUPPLIES